

Year R Phonics and Reading Workshop



WHAT ARE WE GOING TO COVER?

Introductions

- What is Phonics?
- Phonics, Reading and Writing
- Discuss homework and Reading at home
- Have a chance to look at some resources and chat to the teachers
- Formal Parents meeting to take place later this term

A Typical Day

	Monday	Tuesday	Wednesday	Thursday	Friday
8:50am to 9:00am	Registration	Registration	Registration	Registration	Registration
9:00am to 9:20am	Reading - Guided Reading	Reading - Guided Reading	Reading - Guided Reading	Reading - Guided Reading	Assembly
9:20am to 9:35am	Literacy Input	Maths Input	Maths Input	Literacy Input	Maths/Literacy
9:35am to 10:20am	CI session 1	CI session 1	CI Session 1	CI session 1	CI session 1
10:20am to 11:25am	CI Session 2	CI Session 2	CI Session 2	CI Session 2	CI Session 2
11:30am to 11:35am	Review the learning AFL	Review the learning AFL	Review the learning AFL	Review the learning AFL	Review the learning AFL
11:35am to 11:45am	Shared Reading	Shared Reading	Shared Reading	Shared Reading	Shared Reading
11:45am to 1:00pm	Lunchtime	Lunchtime	Lunchtime	Lunchtime	Lunchtime
1:00pm to 1:05pm	Registration	Registration	Registration	Registration	Registration
1:05pm to 1:25pm	Phonics	Phonics	Phonics	Phonics	Phonics
1:25pm to 2:25pm	CI Session 3	CI Session 3	CI Session 3	CI Session 3	Golden Time
2:25pm to 2:35pm	Review of the day /Storytime	Review of the day /Storytime	Review of the day /Circle Time	Review of the day /Storytime	Review of the day /Storytime
2:40pm to 2:55pm		Assembly		Assembly	
3:00pm	Home Time	Home Time	Home Time	Home Time	Home Time

PARENT'S GUIDE TO PHONICS

IMPROVE YOUR
UNDERSTANDING
OF HOW WE TEACH
PHONICS



TO HELP YOUR CHILD
EXCEL AT READING AND
WRITING! 😊

HOW MANY OF THE 44 SOUNDS DO YOU KNOW?

Think of 1 letter 1 sound!


Thinks of 2 letters 1 sound!

Do you know any split digraphs?



Phonics is...

**Knowledge of
the alphabetic
code**



**Skills of
segmentation
and blending**

PHONEMES AND GRAPHEMES

Terminology

phoneme

grapheme

a phoneme



PHONIC ARTICULATION

DVD PHASE 2 : ARTICULATING PHONEMES

SIMPLE SPEED SOUNDS

SIMPLE SPEED SOUNDS

f l m n r s v z sh th ng
nk

b c d g h j p qu t w x y ch
k

a e i o u ay ee igh ow

oo oo ar or air ir ou oy

COMPLEX SPEED SOUNDS

Complex Speed Sounds

Consonant sounds

f ff ph	l ll le	m mm mb	n nn kn	r rr wr	s ss se c ce	v ve	z zz s se	sh ti ci	th	ng nk
---------------	---------------	---------------	---------------	---------------	--------------------------	---------	--------------------	----------------	----	----------

b bb	c ck ch	d dd	g gg	h	j g ge dge	p pp	qu	t tt	w wh	x	y	ch tch
---------	---------------	---------	---------	---	---------------------	---------	----	---------	---------	---	---	-----------

Vowel sounds

a	e ea	i	o	u	ay d-e ai	ee y ea e	igh i-e ie i y	ow o-e oa o
---	---------	---	---	---	-----------------	--------------------	----------------------------	----------------------

oo u-e oo oe ew	oo	ar	or our are aw au	air are	ir ur er	ow ow	oy oi	ure	ear	wre
-----------------------------	----	----	------------------------------	------------	----------------	----------	----------	-----	-----	-----

Blending

- Merging the individual phonemes together to pronounce a word.
- To read unfamiliar words a child must recognise (sound out) each grapheme, not each letter, then merge the phonemes together to make a word.

Segmentation

- Hear and say the individual phonemes within words.
- In order to spell, children need to segment a word into its component phonemes and choose a grapheme to represent each phoneme.

KEY TERMINOLOGY

Digraph

Two letters, which make one phoneme.

A consonant digraph contains 2 consonants:

sh ck th ll

A vowel digraph contains at least one vowel:

ai ee ar oy

KEY TERMINOLOGY

Trigraph

Three letters, which make one phoneme.

igh dge


KEY TERMINOLOGY

Split digraph

A digraph in which the two letters are not adjacent – e.g. ‘make’.

HOW TO USE SOUND BUTTONS

How do sound buttons help children with segmenting and blending?



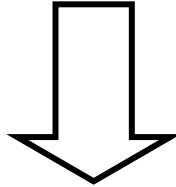
SEGMENTING PRACTISE (SOUND BUTTONS)

WORD	PHONEMES					
cat						
hope						
think						
string						
snake						
queen						

Model for daily teaching of phonics skills and knowledge

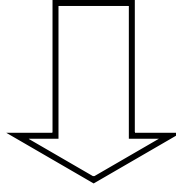
REVISIT AND REVIEW

recently and previously learned phoneme-grapheme correspondences, and blending and segmenting skills as appropriate



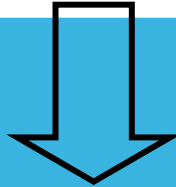
TEACH

new phoneme-grapheme correspondences; skills of blending and segmenting



PRACTISE

new phoneme-grapheme correspondences; skills of blending and segmenting



APPLY

new knowledge and skills while reading/writing

YEAR 1 PHONICS SCREENING CHECK

All Year 1 pupils will undertake the screening check in June 2018.

It is an oral check of their ability to segment and blend as well checking for the graphemes they have been taught.

Our pass rate last year was 86%!



Reading

Reading books

Keywords- make them fun

Library books

Guided Reading



Homework

Reading at home

Keywords

Homework tasks

Thank you for coming

