

# Year R Phonics and Reading Workshop



# WHAT ARE WE GOING TO COVER?

## Introductions

- What is Phonics?
- Phonics, Reading and Writing
- Discuss homework and Reading at home
- Have a chance to look at some resources and chat to the teachers
- Formal Parents meeting to take place later this term

# PARENT'S GUIDE TO PHONICS

IMPROVE YOUR  
UNDERSTANDING  
OF HOW WE TEACH  
PHONICS



TO HELP YOUR CHILD  
EXCEL AT READING AND  
WRITING! 😊

**HOW MANY OF THE 44 SOUNDS DO YOU KNOW?**

**Think of 1 letter 1 sound!**


**Think of 2 letters 1 sound!**

**Do you know any split digraphs?**



**Phonics is...**

**Knowledge of  
the alphabetic  
code**



**Skills of  
segmentation  
and blending**

# PHONEMES AND GRAPHEMES

## Terminology

**phoneme**

smallest unit of sound in a  
word

**grapheme**

a letter or sequence of  
letters that represents  
a phoneme

**PHONIC ARTICULATION**

**DVD PHASE 2 : ARTICULATING PHONEMES**

## Blending

- Merging the individual phonemes together to pronounce a word.
- To read unfamiliar words a child must recognise (sound out) each grapheme, not each letter, then merge the phonemes together to make a word.

## Segmentation

- Hear and say the individual phonemes within words.
- In order to spell, children need to segment a word into its component phonemes and choose a grapheme to represent each phoneme.



# KEY TERMINOLOGY

## *Digraph*

Two letters, which make one phoneme.

A consonant digraph contains 2 consonants:

sh ck th ll

A vowel digraph contains at least one vowel:

ai ee ar oy

# KEY TERMINOLOGY

## *Trigraph*

Three letters, which make one phoneme.

igh dge


# KEY TERMINOLOGY

## *Split digraph*

A digraph in which the two letters are not adjacent – e.g. ‘**ma**ke’.

# HOW TO USE SOUND BUTTONS



How do sound buttons help children with segmenting and blending?



# SEGMENTING PRACTISE (SOUND BUTTONS)

WORD	PHONEMES					
cat						
hope						
think						
string						
snake						
queen						

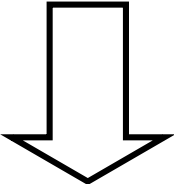
# SEGMENTING PRACTISE (SOUND BUTTONS)

WORD	PHONEMES					
cat	c •	a •	t •			
hope	h •	o 	p •	e		
think	<u>th</u>	i •	n •	k •		
string	s •	t •	r •	i •	<u>ng</u>	
snake	s •	n •	a 	k •	e	
queen	<u>qu</u>	<u>ee</u>	n •			

# Model for daily teaching of phonics skills and knowledge

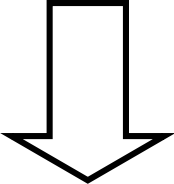
**REVISIT AND REVIEW**

recently and previously learned phoneme-grapheme correspondences, and blending and segmenting skills as appropriate



**TEACH**

new phoneme-grapheme correspondences; skills of blending and segmenting



**PRACTISE**

new phoneme-grapheme correspondences; skills of blending and segmenting




**APPLY**

new knowledge and skills while reading/writing

# YEAR 1 PHONICS SCREENING CHECK

Your child will undertake the phonic screening check in Year 1, June 2020.

It is an oral check of their ability to segment and blend as well checking for the graphemes they have been taught.







# Reading

Reading books

Keywords- make them fun

Library books

Guided Reading



# Homework

Reading at home

Keywords

Homework tasks

Thank you for coming

