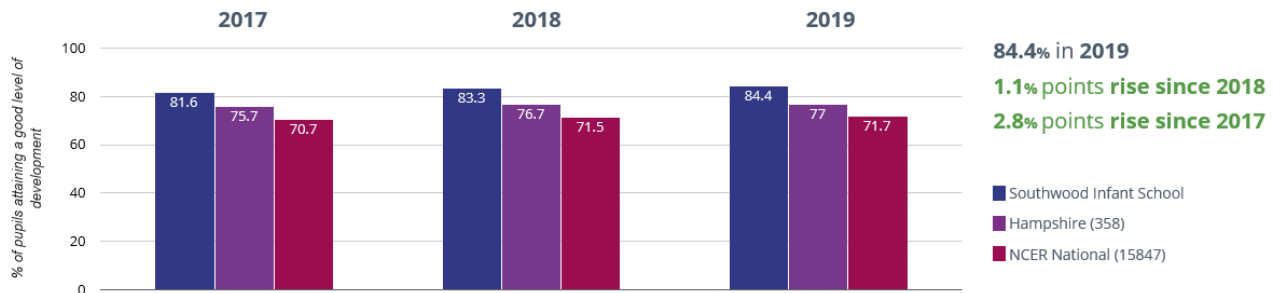
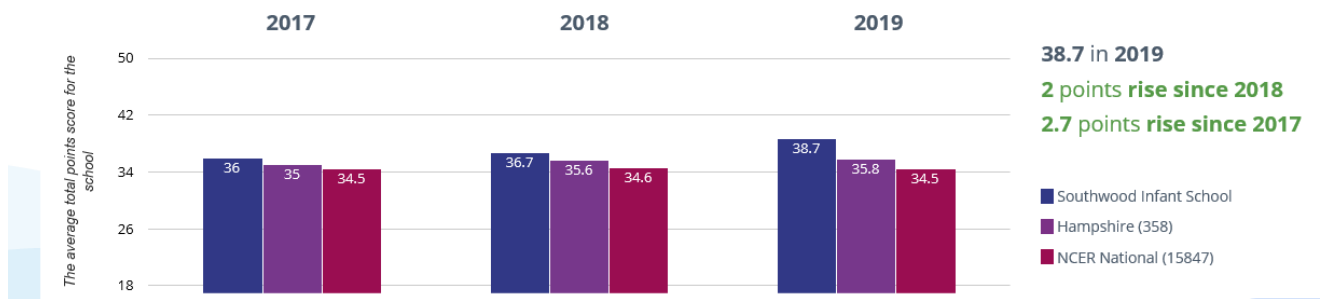


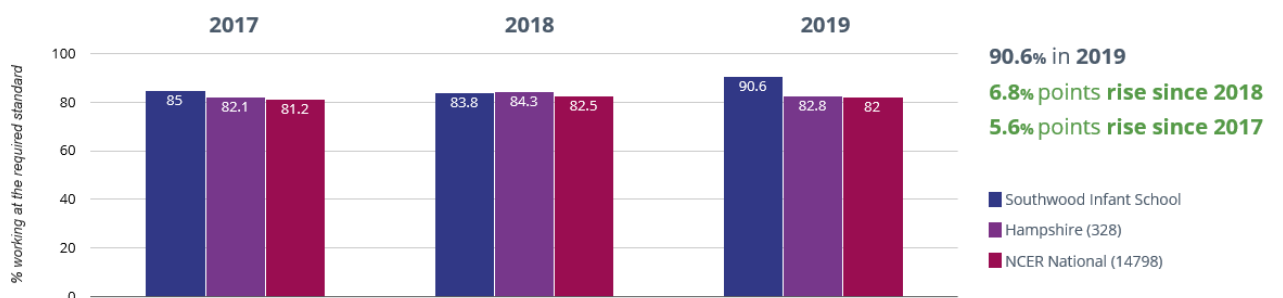
★ Good Level Of Development



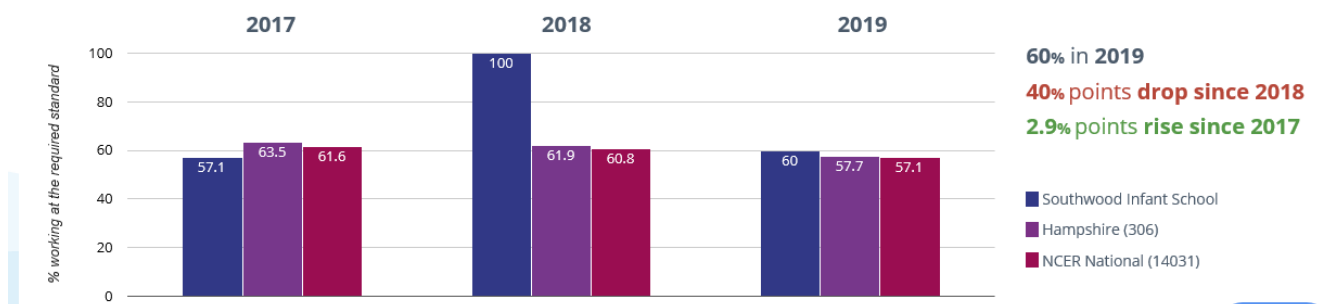
📈 Average Total Points Score



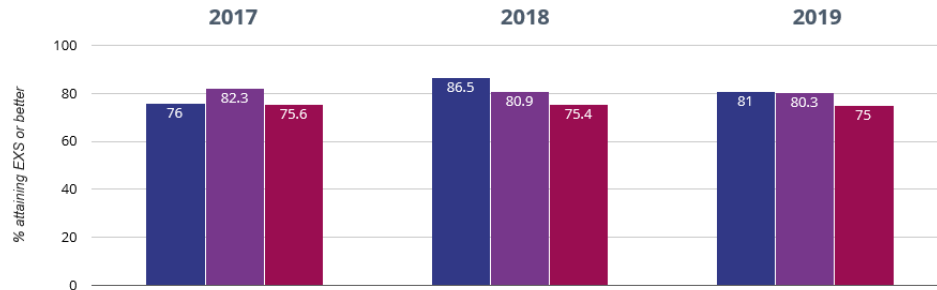
👤 Year 1: Working At



👤 Year 2: Working At



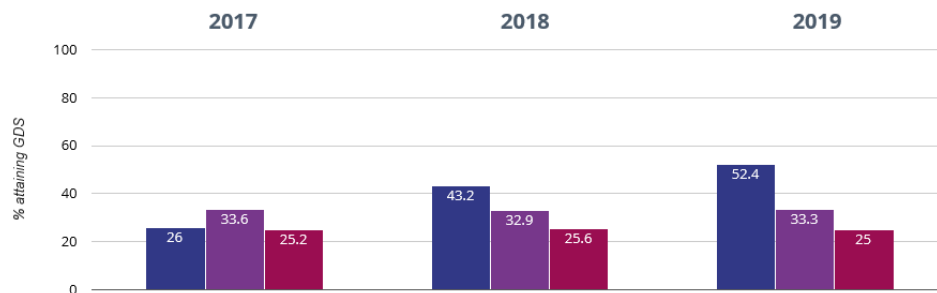
Reading - attaining EXS or better



81% in 2019
5.5% points drop since 2018
5% points rise since 2017

■ Southwood Infant School
 ■ Hampshire (340)
 ■ NCER National (15343)

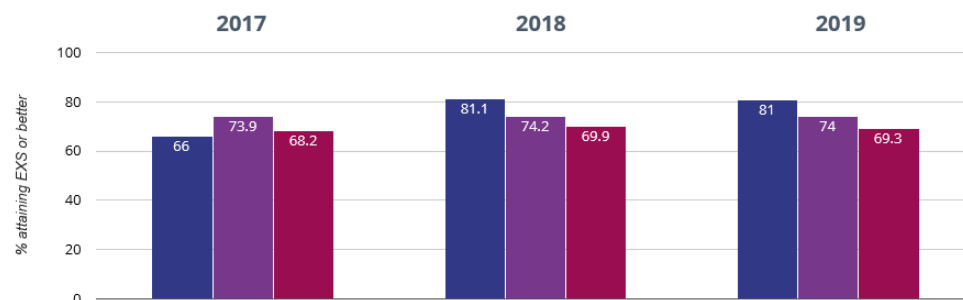
Reading - attaining GDS



52.4% in 2019
9.2% points rise since 2018
26.4% points rise since 2017

■ Southwood Infant School
 ■ Hampshire (340)
 ■ NCER National (15343)

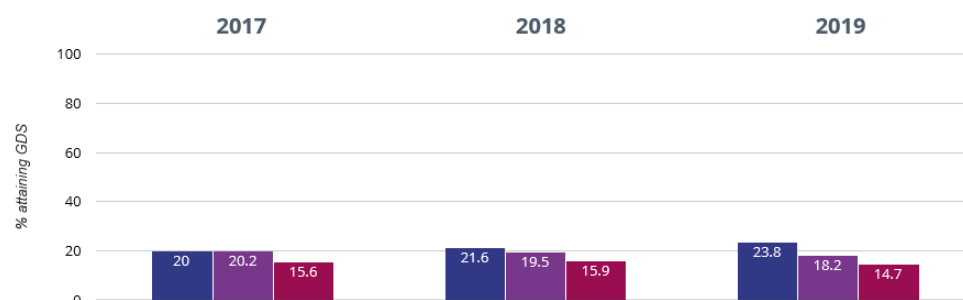
Writing - attaining EXS or better



81% in 2019
0.1% points drop since 2018
15% points rise since 2017

■ Southwood Infant School
 ■ Hampshire (340)
 ■ NCER National (15343)

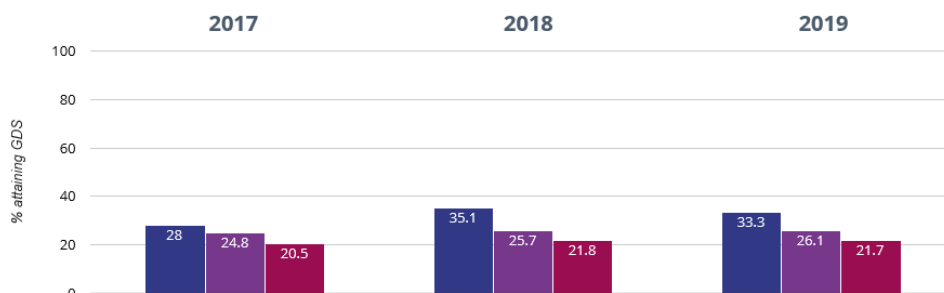
Writing - attaining GDS



23.8% in 2019
2.2% points rise since 2018
3.8% points rise since 2017

■ Southwood Infant School
 ■ Hampshire (340)
 ■ NCER National (15343)

Maths - attaining GDS



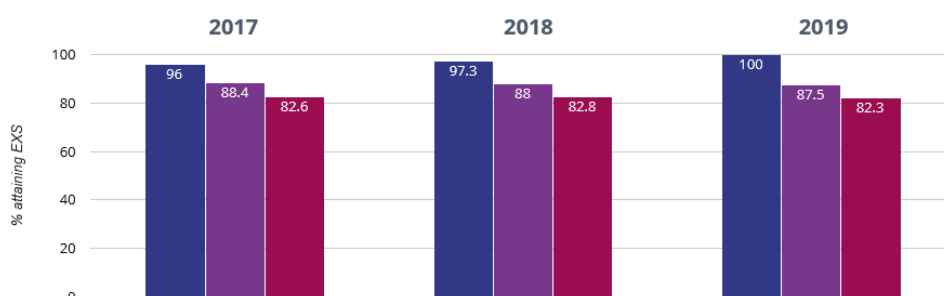
33.3% in 2019

1.8% points drop since 2018

5.3% points rise since 2017

■ Southwood Infant School
 ■ Hampshire (340)
 ■ NCER National (15343)

Science - attaining EXS



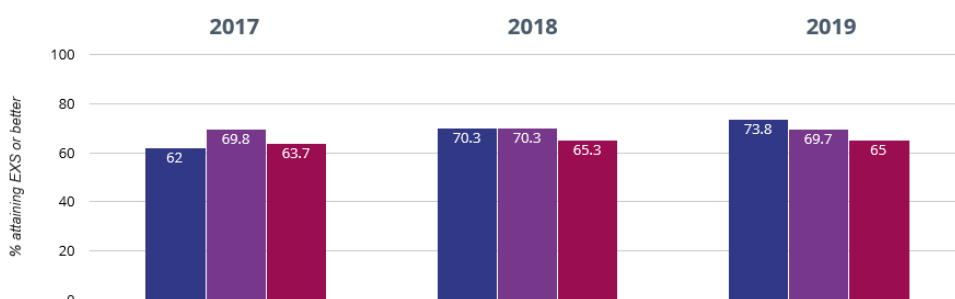
100% in 2019

2.7% points rise since 2018

4% points rise since 2017

■ Southwood Infant School
 ■ Hampshire (340)
 ■ NCER National (15343)

RWM - attaining EXS or better



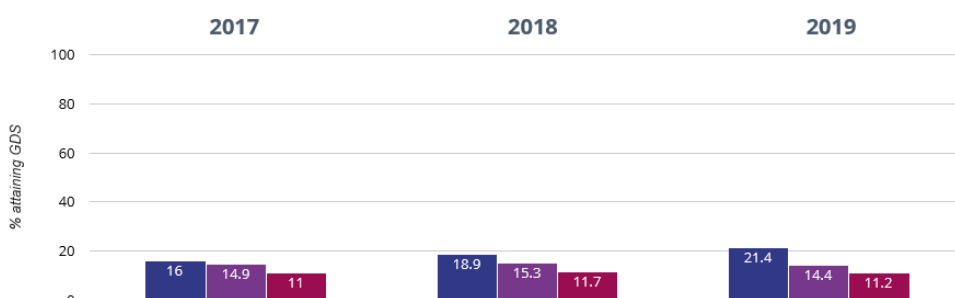
73.8% in 2019

3.5% points rise since 2018

11.8% points rise since 2017

■ Southwood Infant School
 ■ Hampshire (340)
 ■ NCER National (15343)

RWM - attaining GDS



21.4% in 2019

2.5% points rise since 2018

5.4% points rise since 2017

■ Southwood Infant School
 ■ Hampshire (340)
 ■ NCER National (15343)